



Pushing you to success!





Pushing you to success!

We care for you!

PUSH TRADERS (OPC) PRIVATE LIMITED understands that our products are being used to save, support and create lives. Our hospital products will always be at the top of their quality – we assure you!

We are gradually becoming the leading company in the field of hospital furniture supply. We provide hospital furniture, medical equipment, ICU Beds and other related accessories. Joining hands with our production unit, our expert team is networking nationally becoming the fastest-growing company in this arena of hospital furniture.

PUSH Traders becomes your medium to push your business to success with its team of dedicated professionals. We are dedicated to bringing the latest technology and innovations in the field to meet the expectations of our global customers.

With our high-quality products, we have formed deep customer relationships with medical institutes, clinics, hospitals also with families who need extensive care at home. We extend our unparalleled services to each of our clients equally.

Our main motto is to satisfy the requirements of all potential customers by maintaining the standard policy of keeping the quality of the product.

**Utkarsh Jha
(Director)**



1.	ICU electrical & manual beds	1
2.	ICU beds & Fowler Beds	2
3.	Fowler beds	3
4.	Semi fowler beds	4
5.	Semi fowler bed & plain beds	5
6.	Plain bed, pediatric bed & baby bassinet	6
7.	O.T. tables	7
8.	O.T. C-arm table & delivery table	8
9.	Delivery tables	9
10.	O.T. halogen lights	10
11.	O.T. LED lights	11
12.	Stretchers, scrub station, attendant beds, wheel chairs, carts, chairs, stools, drawers, seaters, lockers, I.V. stand, ward accessories	12-18
13.	Patient monitors, cautery, E.C.G. machines, fogger machine, X-Ray & digital C.R. systems, syringe pumps, Pap-machines, C.T.G. machines, oxygen concentrators	19-20
14.	General, laparoscopy, endoscopy instruments & equipments, C.T. & M.R.I machines, ultrasound machines, dental & endoscopy units, laboratory instruments & equipments, baby warmer & incubator, photo therapy incubator, autoclaves anesthesia machines, sterilizers, suction machines, ventilator machines, defibrillator, physiotherapy, mannequins, I.C.U. accessories & all other hospital goods	21-25

ICU BED FIVE FUNCTIONAL ELECTRIC

11001

- ✓ Frame made of strong rectangular CRCA pipe
- ✓ Uniformly perforated Four Sectional CRCA Sheet top
- ✓ Back-rest, knee-rest, trendelenburg/Reverse trendelenburg hi-low position obtained by electric actuator
- ✓ SS molded head and foot panels
- ✓ Aluminium collapsible side safety railing
- ✓ Bed mounted on 5 inch special casters, two with brakes
- ✓ One S.S.I.V rod
- ✓ Overall size: 220 L x 100 W x 60-80 H cm
- ✓ Pre-treated and Epoxy powder coated



ICU BED FIVE FUNCTIONAL ELECTRIC (ECO MODEL)

11002

- ✓ Frame made of strong rectangular CRCA pipe
- ✓ Uniformly perforated Four Sectional CRCA Sheet top
- ✓ Back-rest, knee-rest, trendelenburg / Reverse trendelenburg hi-low position obtained by electric actuator
- ✓ ABS molded head and foot panels
- ✓ Aluminium collapsible side safety railing
- ✓ Bed mounted on 5 inch special casters, two with brakes
- ✓ One S.S.I.V. rod Overall size: 220 L x 100 W x 60-80 H cm
- ✓ Pre-treated and Epoxy powder coated



ICU BED FIVE FUNCTIONAL MANUAL

11003

- ✓ Frame made of strong rectangular CRCA pipe
- ✓ Uniformly perforated Fours Sectional CRCA Sheet top
- ✓ Back-rest, knee-rest, trendelenburg/Reverse trendelenburg hi-low position obtained by crank mechanism
- ✓ ABS molded head and foot panels
- ✓ ABS side safety railing
- ✓ Bed mounted on 5 inch special casters, two with brakes
- ✓ One S.S.I.V rod
- ✓ Overall size: 220 L x 100 W x 60-80 H cm
- ✓ Pretreated and Epoxy powder coated



ICU BED FIVE FUNCTIONAL MANUAL (ECO MODEL)

11004

- ✓ Frame made of strong rectangular CRCA pipe
- ✓ Uniformly perforated Four Sectional CRCA Sheet top
- ✓ Back-rest, knee-rest, trendelenburg/Reverse trendelenburg hi-low position obtained by crank mechanism
- ✓ ABS molded head and foot panels
- ✓ Aluminium collapsible side safety railing
- ✓ Bed mounted on 5 inch special casters, two with brakes
- ✓ One S.S.I.V rod
- ✓ Overall size: 220 L x 100 W x 60-80 H cm
- ✓ Pretreated and Epoxy powder coated



FOWLER BED ELECTRICAL

11005

- ✓ Frame made of strong rectangular CRCA pipe
- ✓ Uniformly perforated four Sectional CRCA Sheet top
- ✓ Back-rest, knee-rest operated by Motor & Remote
- ✓ ABS molded head and foot panels
- ✓ Aluminium collapsible side safety railing
- ✓ Overall size: 220 L x 100 W x 60-80 H cm
- ✓ Pretreated and epoxy powder coated
- ✓ Bed mounted on 5 inch special casters, two with brakes



FOWLER BED SUPER DELUXE

11006

- ✓ Frame made of strong rectangular CRCA pipe
- ✓ Uniformly perforated Four Sectional CRCA Sheet top
- ✓ Back-rest, knee-rest obtained by crank mechanism
- ✓ ABS molded head and foot panels
- ✓ Overall size: 220 L x 100 W x 60-80 H cm
- ✓ Pretreated and Epoxy powder coated
- ✓ Bed mounted on 5 inch special casters, two with brakes



FOWLER BED DELUXE A

11007

- ✓ Frame made of strong rectangular CRCA pipe
- ✓ Uniformly perforated four sectional CRCA Sheet top
- ✓ Back-rest, knee-rest obtained by crank mechanism
- ✓ Full SS molded head and foot panels
- ✓ Overall size: 220 L x 100 W x 60-80 H cm
- ✓ Pretreated and epoxy powder coated



FOWLER BED DELUXE

11008

- ✓ Frame made of strong rectangular CRCA pipe
- ✓ Uniformly perforated four sectional CRCA sheet top
- ✓ Back-rest, knee-rest obtained by crank mechanism
- ✓ SS molded head and foot panels
- ✓ Overall size: 220 L x 100 W x 60-80 H cm
- ✓ Pretreated and epoxy powder coated



FOWLER BED ECO

11009

- ✓ Frame made of strong rectangular CRCA pipe
- ✓ Uniformly perforated four Sectional CRCA Sheet top
- ✓ Back-rest, knee-rest obtained by crank mechanism
- ✓ Full SS molded head and foot panels
- ✓ Overall size: 220 L x 100 W x 60-80 H cm
- ✓ Pretreated and Epoxy powder coated



SEMI FOWLER BED ELECTRIC

11010

- ✓ Frame made of strong rectangular CRCA pipe
- ✓ Uniformly perforated four sectional CRCA Sheet top
- ✓ Back-rest obtained by motor & remote
- ✓ ABS molded head and foot panels
- ✓ Overall size: 220 L x 100 W x 60-80 H cm
- ✓ Pretreated and Epoxy powder coated



SEMI FOWLER BED SUPER DELUXE

11011

- ✓ Frame made of strong rectangular CRCA pipe
- ✓ Uniformly perforated four Sectional CRCA Sheet top
- ✓ Back-rest, knee-rest obtained by crank mechanism
- ✓ ABS molded head and foot panels
- ✓ Overall size: 220 L x 100 W x 60-80 H cm
- ✓ Pretreated and Epoxy powder coated



SEMI FOWLER BED DELUXE

11012

- ✓ Frame made of strong rectangular CRCA pipe
- ✓ Uniformly perforated four sectional CRCA Sheet top
- ✓ Back-rest, knee-rest obtained by crank mechanism
- ✓ SS cum sunmica molded head and foot panels
- ✓ Overall size: 220 L x 100 W x 60-80 H cm
- ✓ Pretreated and Epoxy powder coated



SEMI FOWLER BED ECO MODEL

11013

- ✓ Frame made of strong rectangular CRCA pipe
- ✓ Uniformly perforated four sectional CRCA Sheet top
- ✓ Back-rest, knee-rest obtained by crank mechanism
- ✓ Powder-coated molded head and foot panels
- ✓ Overall size: 220 L* 100 W* 60-80 H cm
- ✓ Pretreated and Epoxy powder coated



PLAIN BED SUPER DELUXE

11014

- ✓ Frame made of strong rectangular CRCA pipe
- ✓ ABS molded head and foot panels
- ✓ Overall size: 220 L* 100 W* 60-80 H cm
- ✓ Pretreated and epoxy powder coated



PLAIN BED DELUXE

11015

- ✓ Frame made of strong rectangular CRCA pipe
- ✓ SS molded head and foot panels
- ✓ Overall size: 220 L* 100 W* 60-80 H cm
- ✓ Pretreated and Epoxy powder coated



PLAIN BED ECO MODEL

11016

- ✓ Frame made of strong rectangular CRCA pipe
- ✓ Powder-coated molded head and foot panels
- ✓ Overall size: 220 L* 100 W* 60-80 H cm
- ✓ Pretreated and epoxy powder coated



PEDIATRIC BED

11017

- ✓ Main frame of rectangular pipe
- ✓ Perforated CRCA sheet top
- ✓ Tubular head & foot bows of equal height with vertical tube supports on PVC stumps
- ✓ Drop down type safety side railings are provided
- ✓ Size: 137L x 76W x 60H cm
- ✓ Finish: Pretreated & Epoxy powder coating finish



BABY BASSINET

11018

- ✓ Measurement: 870x530x780-980mm
- ✓ Aluminum column, height is adjustable
- ✓ Weighing system is optional



O. T. TABLE ELECTRIC

11019


- ✓ SS five sectional top with large cut for perianal drainage tray, built Kidney Bridge Both side controls
- ✓ Electrically operated
- ✓ Heavy duty steel base with nylon wheels for easy mobility or stability with single action foot actuated floor locking
- ✓ Smooth gear mechanism to avail all operating positions
- ✓ 50, Thick electrically sealed mattress
- ✓ Provided with all sporting accessories
- ✓ Durable heavy duty leak proof Motors & Remote provided with standard accessories



O.T. TABLE HYDRAULIC

11020

- ✓ SS five sectional top with large cut for perianal drainage tray, built Kidney Bridge
- ✓ Both side controls
- ✓ Hydraulic operation tables
- ✓ Heavy duty steel base with nylon wheels for easy mobility or stability with single action foot actuated floor locking
- ✓ Smooth gear mechanism to avail all operating positions
- ✓ 50, Thick electrically sealed mattress
- ✓ Provide with all sporting accessories
- ✓ Durable heavy duty leak proof hydraulic pump with double cylinder concealed in central chamber
- ✓ Provided with standard accessories



O.T. TABLE C-ARM ELECTRIC

11021

- ✓ Five Sectional Stainless Steel Radio Translucent Top
- ✓ Eccentrically Positioned top for maximum access for movement of c-arm image intensifier
- Base and cover made of heavy & hygienic stainless steel sheet
- ✓ Mobile on smooth running castors and floor locking system for stability
- ✓ Remote Control system Offers Define Position:
 - ✓ Up and Down Position
 - ✓ Chair position for Seating operation



O.T. TABLE C-ARM HYDRAULIC

11022

- ✓ Five sectional stainless steel radio translucent top
- ✓ Eccentrically positioned top for maximum access for movement of C-arm image intensifier
- ✓ Base and cover made of heavy & hygienic stainless steel sheet
- ✓ Mobile on smooth running castors and floor locking system for stability
- ✓ Durable heavy duty leak-proof hydraulic pump with double cylinder concealed in central chamber



DELIVERY TABLE

11023

- ✓ Overall approx. size: 187 L * 51 W * 81 H
- ✓ Adjustable backrest by gas spring system
- ✓ Two section foam padded, upholstered top
- ✓ Three drawers
- ✓ Three cabinets
- ✓ Tray for BP apparatus
- ✓ Pretreated and Epoxy powder coated
- ✓ Adjustable Lithotomy poles with straps
- ✓ Also available in SS



DELIVERY TABLE THREE FOLD

11024

- ✓ Made in three sections, adjustable back rest & leg section with lever mechanism to various positions capable of tilting for obstetric and gynecological use
- ✓ Epoxy coated tubular steel frame
- ✓ Highly Coated mattress pad
- ✓ Supplied with two leg holders with canvas strap



DELIVERY BED

11025


- ✓ Tubular frame work mounted on 125mm dia castor two with brakes
- ✓ Three sectional: Top made of MS Pipe with fix cushion mattress
- ✓ Height adjustment & back section adjustment through electric actuator system
- ✓ Leg end section can slide under the main section
- ✓ SS telescopic IV rod



DELIVERY TABLE HYDRAULIC DELUXE

11026

- ✓ Three sectional stainless steel top, back-rest adjustable by ratchet
- ✓ Middle Section with "U" cut, leg section can slide under main frame
- ✓ Trendelenburg position achieved with Pneumatic pump system
- ✓ Provide with head & side safety rails, SS Hand Grips
- ✓ Three sectional mattress, a pair of Lithotomy crutches & one IV Rod
- ✓ Sliding SS Douche Tray
- ✓ Legs fitted on four rubber stumps
- ✓ Overall Extendable Size: 187 L x 96 W x 80 H cm



DELIVERY TABLE ELECTRIC

11027

- ✓ The table is designed for women's obstetric & Gynecological Operation
- ✓ Operation Position - up/Down, adjustable back rest and reverse position
- ✓ Main frame work Epoxy powder coated steel
- ✓ Supplied with two leg holders with canvas strap
- ✓ Adjustable legs support & sliding grip holder
- ✓ Equipped with 8cm thick high quality mattress



MOBILE O.T. LIGHT

11028

- ✓ Have daylight characters
- ✓ Can be adjusted as per the operation requirements
- ✓ Light arms are made of stainless steel fitting
- ✓ Range of the color temp 4200 k \pm 300 as natural color tone
- ✓ Detachable handle for simplistic sterilization
- ✓ Diachronic reflectors & color correcting filters
- ✓ Metallic reflectors available



O.T. LIGHT SINGLE DOME HALOGEN

11029

- ✓ lux intensity 90,000
- ✓ Halogen bulb of 24v 150w
- ✓ 20" dome diameter
- ✓ Arms and all accessories are made up of SS



O.T. TWIN LIGHT HALOGEN

11030

- ✓ Lux intensity 1,80,000
- ✓ Halogen bulb of 24v 150w
- ✓ 20" dome diameter each
- ✓ Arms and all accessories are made up of SS
- ✓ Also available in diachloride & aluminum domes



LED O.T. LIGHT SINGLE DOME

11031

- ✓ Intensity: 120000, lux: 10%
- ✓ Size of LED field: 12-30 cm
- ✓ Number of LED: 19x4 (multiple colour)
- ✓ With Brightness Controller (feather touch)
- ✓ Adjustable focus



LED O.T. LIGHT SINGLE DOME

11032

- ✓ Intensity: 135000 +/- 10%
- ✓ Number of LEDs: 51
- ✓ Size of LED field: 18-35 cm
- ✓ Adjustable focus
- ✓ With anti-hms system
- ✓ With feather touch controller



LED O.T. LIGHT TWIN LIGHT

11033

- ✓ Intensity: 2,20,000 lux
- ✓ Size of LED field: 12-30cm
- ✓ Number of LED: 19 x 8 (multiple colour)
- ✓ With brightness controller (feather touch)
- ✓ Adjustable focus



11034

**Stretcher Trolley**

11035

**Stretcher Trolley Deluxe**

11036

**Stretcher Trolley Cum Chair**

11037

**Emergency Patient Trolley**

11038

**Ambulance Stretcher**

11039

**Scrub Station With Sensor/
Without Sensor**

11040



Attendant Bed Cum Chair

11041



Examination Table Plain

11042



Blood Donating Chair

11043



Hospital Three-Fold Screen

11044



Crash Cart With ABS Drawers

11045



Crash Cart with S.S. Drawers

11046



Three Seater Chrome

11047



Three Seater

11048



Examination Couch Deluxe

11049



Cylinder Trolley

11050



Revolving Stool Super Deluxe

11051



Revolving Stool Deluxe

11052



Bed Side Locker S.S

11053



Bed Side Locker Semi Deluxe

11054



Bed Side Locker Deluxe

11055



Bed Side Locker ABS Type

11056



ABS Anesthetic Cart

11057



Wheel Chair

11058



Instrument Trolley All SS

11059



Instrument Trolley Box Type

11060



Instrument Trolley Powder Coated

11061



Instrument Trolley Three shelf

11062



Dressing Trolley All S.S

11063



E. C. G Trolley

11064



Linen Trolley

11065



Laparoscopy Trolley

11066



Food Table

11067



Bio-Waste Trolley

11068




Mayo's Trolley

11069



Instrument Cabinet

11070




Spine Board

11071



Scoop Stretcher

11072



Two Fold Stretcher

11073



Four Fold Stretcher

11074




I.V Stand

11075



Kick Bucket

11076

**Oxygen Pipeline**

11077

**Fogger Machine**

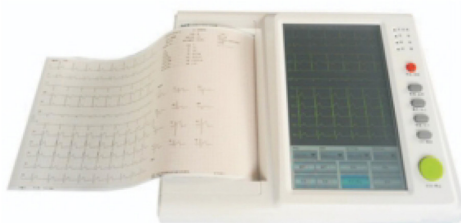
11078

**Three Para Monitor**

11079

**Five Para Monitor**

11080

**E.C.G Machine**

11081

**New & Pre-Owned Defibrillator**

11082



**Cautery Machine
(300w / 400w / Sealer)**

11083



Syringe Pump

11096



Fetal Monitors & C.T.G Machines

11097



Bi-pap & C-pap Machines

11098



Oxygen Concentrators

11099



**New & Pre-Owned
C.T Scan Machines**

11100



**New & Pre-Owned
M.R.I Scan Machines**

11101



**New & Pre-Owned
C.T Scan Machines**

11102



**New & Pre-Owned
C.R Systems**

11103



**New & Pre-Owned
C-arm Machines**

11104



**New & Pre-Owned
Diagnostic Ultrasound Scanners**

11086

**T.C & General
Instruments**

11084

**Laparoscopy & Endoscopy
Equipments Instruments**

11084.a

**New & Pre-Owned Endoscopy &
Laparoscopy Camera Units**

11084.b

**New & Pre-Owned
Gastroscopy Units**

11105

**New & Pre-Owned
Bubble C-pap**

11106

**Dental Chair**

11086



**Microscopes, Centrifuge, Incubator,
Hot Air Oven & All Scientific Goods**

11086.a



Hematology Analyzer

11086.b



Electrolyte Analyzer

11086.c



Arterial Blood Gas Machine

11086.d



Biochemistry Analyzer

11086.e



Elisa Reader & Washer

11088



Baby Radiant Warmer

11089

LED Photo Therapy
Machine Single Surface /
Double Surface

11107



Baby Incubator

11087

Horizontal &
Vertical Autoclave

11108



E.T.O Sterilizer

11109



Suction Machines

11090

Anesthesia
Workstation & Trolleys

11091



Ventilator Machine

11109

Automatic External
Defibrillator

11110



Bed Headed Panels

11111



O.T Pendant

11112

I.C.U & Wards
Curtaining

11113

E.N.T &
Neuro Microscopes

11092



Physiotherapy Goods

11093



General Surgical Goods

11094

Mannequins & All
Dummies

11095

Dressing Drum, Kidney
Tray & Instrument Tray

11114

Ortho &
Neuro Attachments



Pushing you to success!

PUSH Traders

B217, 3rd Floor, JMD Market, Green Fields,
Faridabad - 121003 (HR)

9971625888
utkarsh@pushtraders.com
www.pushtraders.com

